



ASSEMBLY INSTRUCTIONS COASTER FINE FURNITURE



Fine Furniture for every stage of life

300281
Sofa Bed

REVISION 0 : 05/03/2019
REVISION 1 : 01/29/2021
REVISION 2 : 07/18/2022
REVISION 3 : 08/11/2023
REVISION 4 : 10/20/2023

PAGE 1 OF 3

COASTERFURNITURE.COM

ITEM: 300281



ASSEMBLY INSTRUCTIONS

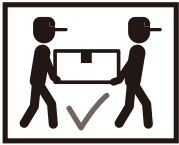
ASSEMBLY TIPS:

1. Remove hardware from box and sort by size.
2. Please check to see that all hardware and parts are present prior to start of assembly.
3. Please follow attached instructions in the same sequence as numbered to assure fast & easy assembly.



WARNING!

1. Don't attempt to repair or modify parts that are broken or defective. Please contact the store immediately.
2. This product is for home use only and not intended for commercial establishments.



ASSEMBLY TIME

30 MINUTES

PARTS IDENTIFICATION

A SOFA BED



1PC

B LEGS



4PCS

HARDWARE IDENTIFICATION

Z01 SCREW
(4 x 25mm - BLK)



16PCS

Z03 WASHER
(8 x 19mm - BLK)



8PCS

Z02 BOLT
(6 x 30mm - BLK)




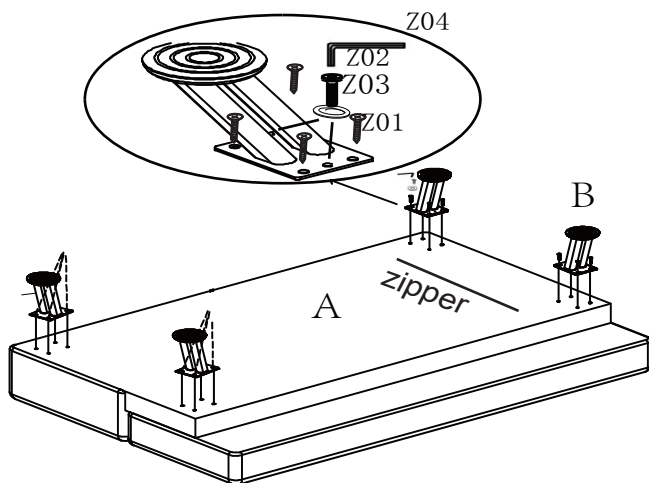
8PCS

Z04 WRENCH
(D 4mm - BLK)



1PC

STEP 1



ITEM: 300281



ASSEMBLY INSTRUCTIONS

PRODUCT DIMENSION (Note: Dimension tolerance $\pm 5\%$)

